

Selection Index 20

Description


The "Selection Index 20" strategy invests in pure index funds and is implemented so as to ensure that the return and risk on the portfolio match the benchmark as closely as possible. The strategy is reviewed each year based on clearly defined selection criteria, and is approved by the Board of Trustees. You benefit from low product costs and the portfolio can be delivered to your private assets upon withdrawal. The strategic equity content is 20%.

Contact

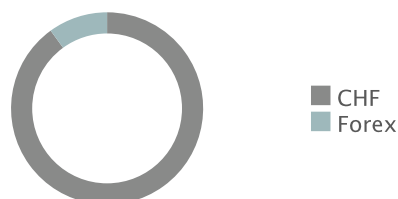
Liberty Pension
 Mail info@liberty.ch
 Phone +41 58 733 03 22
 Web www.liberty.ch

Portfolio Composition

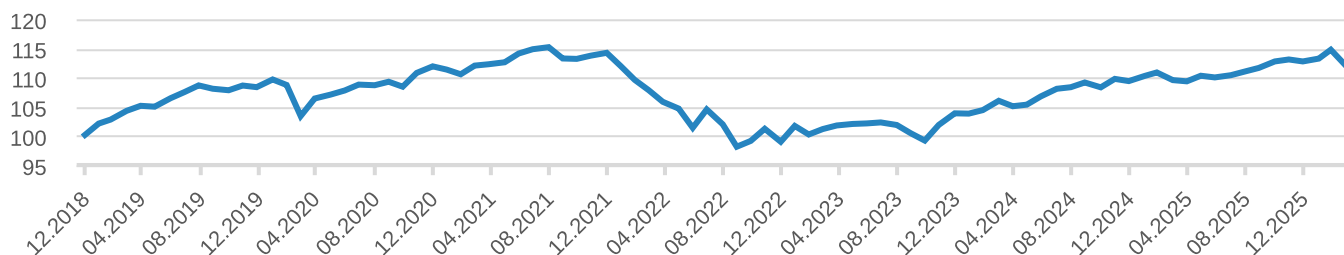
Asset class	Currency		
Liquidity	5% CHF		90%
Bonds	70% Forex		10%
Equities	20%		
Real Estate	5%		
Alternative Investments	0%		



Strategy	TER
40.0% UBS (CH) Index Fund - Bonds CHF NSL (A-acc)	0.16% ⓘ
30.0% Swisscanto (CH) Index Equity Fund World (ex CH) Responsible	0.23% ⓘ
10.0% UBS (CH) Index Fund - Equities Switzerland All ESG NSL A-acc	0.16% ⓘ
7.0% UBS (CH) Investment Fund - Equities Global Passive W	0.26% ⓘ
3.0% UBS (CH) Index Fund - Equities Switzerland All ESG NSL A-acc	0.31% ⓘ
5.0% Swisscanto (CH) Index Real Estate Fund Switzerland ind. FA	0.91% ⓘ
Total	0.22%



Performance (indexed, in CHF)*



	Jan	Feb	Mar	Apr	May	Jun	Jul	Aug	Sep	Oct	Nov	Dec	Year
2026	0.43%	1.34%	-2.53%										-0.80%
2025	0.81%	0.53%	-1.18%	-0.19%	0.88%	-0.27%	0.35%	0.58%	0.56%	0.99%	0.30%	-0.30%	3.08%
2024	-0.05%	0.58%	1.53%	-0.88%	0.26%	1.33%	1.23%	0.25%	0.75%	-0.75%	1.33%	-0.34%	5.32%
2023	2.74%	-1.44%	0.92%	0.62%	0.25%	0.08%	0.17%	-0.43%	-1.39%	-1.25%	2.70%	1.95%	4.92%
2022	-1.98%	-2.11%	-1.61%	-1.85%	-1.10%	-3.14%	3.11%	-2.44%	-3.77%	1.01%	2.10%	-2.20%	-13.33%
2021	-0.50%	-0.72%	1.34%	0.21%	0.31%	1.33%	0.65%	0.30%	-1.67%	-0.07%	0.48%	0.43%	2.07%

	YTD	1 Year	3 Years p.a.	5 Years p.a.
Performance*	-0.80%	2.10%	3.40%	-0.03%

*The performance is based on a model portfolio with monthly rebalancing.

Methodology

The index funds are selected according to six predefined criteria (benchmark, performance, cost, deliverability, distribution approval and volume). The best product in the peer group is then chosen and weighted according to the strategic asset allocation in the "Selection Index 20" strategy. The dynamic strategy is quantitatively reviewed once a year and adjusted by the Board of Trustees.

Disclaimer

For further information, please contact your consultant. Past performance is no indication of future performance and no guarantee of future values or results. Please refer to the legal notices under <http://factsheet.liberty.ch/en>.